


2nd Grade Summer Fun Folder





SUMMER FUN FOLDER



This Summer Fun Folder was created for you and your child to work on throughout the summer. It is very important that your child continue to practice the skills they learned in first grade to better prepare themselves for entering second grade next school year.


The activity calendars provide your child with an activity to complete each day. As an added incentive your child can bring their complete homework packets to their new second grade teacher at the beginning of the school year (Meet the Teacher or during the first week of school) and they will receive a special prize.

Be sure to visit the library throughout the summer so that your child is able to read as often as possible. There are also a variety of learning websites and apps your child can play on to help keep them sharp for the upcoming school year. Thank you for working with your child this summer, and have a safe and fun vacation!



June

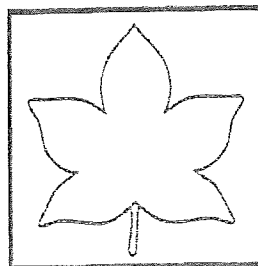
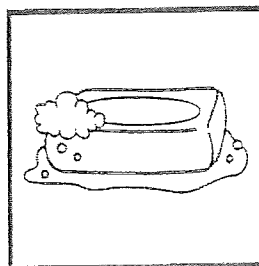


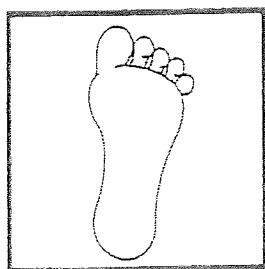
2019



	Monday	Tuesday	Wednesday	Thursday
Week 1 Read every day! <div>parent initial</div>	Match each picture to its vowel sound. Say the initial sound for each word.	Complete the addition and subtraction problems by using objects, your fingers, a number line, drawing a picture, or counting back.	Write and read each sight word. Say each sight word in a sentence.	Read a book together. Illustrate and write about your favorite part.
Week 2 Read every day! <div>parent initial</div>	Find the sight words in the word search. Have a sight word spelling bee.	Add detail to the picture. Write a story about your picture.	Write the equations for each fact family. Find a square, circle and rectangle in your home.	Write the sounds you hear in each picture. Circle all the chunks you see.
Week 3 Read every day! <div>parent initial</div>	Add a silent 'e' to each word. Draw a picture of the new word. Say a rhyming word for each.	Write each sight word in a sentence. Count the words in each sentence.	Put the numbers in order from least to greatest. Count to 120.	Watch a movie. Write what happened in the beginning, middle and end of the movie.
Week 4 Read every day! <div>parent initial</div>	Compare the numbers using <, > and = symbols. Count backwards from 50 to 1.	Write 3 words for each word family. Circle all the blends and digraphs.	Draw a sand castle. Write the steps it takes to build a sand castle.	Find the sight words from the Word Bank in a magazine, store ad, or newspaper. Cut them out and glue in the box.

Monday {Week 1}

Match each picture to its vowel sound.



or

oo

ea

ow

oa

Tuesday {Week 1}

Complete the addition and subtraction problems.

$5 + 13 = \underline{\quad}$ $14 - 4 = \underline{\quad}$ $6 - 3 = \underline{\quad}$

$7 - 4 = \underline{\quad}$ $4 + 8 = \underline{\quad}$ $4 + 4 = \underline{\quad}$

$15 - 7 = \underline{\quad}$ $10 - 5 = \underline{\quad}$ $4 + 5 = \underline{\quad}$

$4 + 12 = \underline{\quad}$ $3 + 12 = \underline{\quad}$ $2 + 14 = \underline{\quad}$

$10 + 9 = \underline{\quad}$ $11 - 0 = \underline{\quad}$ $18 - 5 = \underline{\quad}$

Wednesday {Week 1}

Write and read each sight word.

1. some

2. _____

3. _____

1. by

2. _____

3. _____

1. know

2. _____

3. _____

1. may

2. _____

3. _____

1. your

2. _____

3. _____

1. very

2. _____

3. _____

Thursday {Week 1}

Read a story and write about your favorite part.

Title: _____ Author: _____

What was your favorite part?

Monday {Week 2}


Find the words in the word search.

Find: out they saw could let

a h o u t k r a y
t h e y l k s a w
k l j c o u l d u n
r h r e l y l e t i

Tuesday {Week 2}

Add detail to the picture and
write a story about it.



Wednesday {Week 2}


Write the equations for each fact family.


8	
3	5
+	=
+	=
-	=
-	=


12	
4	8
+	=
+	=
-	=
-	=


Thursday {Week 2}

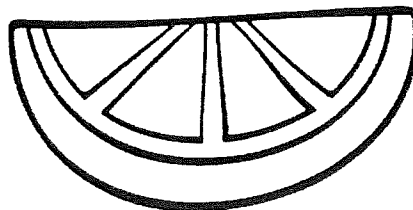
Write the sounds you hear in each picture.














Monday {Week 3}

Add a silent e to each word. Write and draw a picture of the new word.

not

changes to

tap

changes to

plan

changes to

can

changes to

tub

changes to

kit

changes to

Tuesday {Week 3}

Write each sight word in a sentence.

Word
Bank

.....

again

give

would

after

when

walk

1. _____.
2. _____.
3. _____.
4. _____.
5. _____.
6. _____.

Wednesday {Week 3}

Put the numbers in order from least to greatest.

q5 q3 q4 q6

60 58 59 57

13 14 12 11

29 30 28 31

Thursday {Week 3}

Watch a movie and write what happened in the beginning, middle and end.

Movie Title:

[illegible]

Monday {Week 4}

Compare the numbers using < > and = symbols.

97 ☐ 84

18 ☐ 6

34 ☐ 42

32 ☐ 65

11 ☐ 79

54 ☐ 90

Tuesday {Week 4}

Write 3 words for each word family.

_oat

_ean

_ate

_ar

_ed

_ain

Wednesday {Week 4}

Draw a sand castle. Write the steps
it takes to build a sand castle.

My Sand castle

First, _____

Then, _____

Last, _____

Thursday {Week 4}

Find the sight words in a magazine, newspaper, etc.

Glue here...


Word
Bank

.....


good
ask
of
how
just
say

June Reading Log

[illegible]




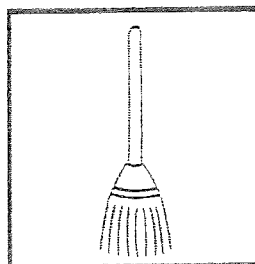



July 2019



	Monday	Tuesday	Wednesday	Thursday
Week 1 Read every day! <div>Parent Initial</div>	Match each picture to its name. <hr/> Count the sounds you hear in each word.	Watch a movie together. <hr/> Draw and label the setting and characters in the movie.	Write each sight word in a sentence. <hr/> Have a sight word spelling bee.	Write the numbers in the correct column. <hr/> Count to 100.
Week 2 Read every day! <div>Parent Initial</div>	Write the homophones in the correct sentence. <hr/> Circle all the nouns.	Draw the correct time on the analog clock. <hr/> Count backwards from 50.	Find the sight words from the Word Bank in a magazine, store ad, or newspaper. <hr/> Cut them out and glue in the box.	Write the sounds you hear in each word. <hr/> Circle all the vowel combinations.
Week 3 Read every day! <div>Parent Initial</div>	Complete the addition problems. <hr/> Find 5 3D solids in your home. Name them.	Write and read each sight word. <hr/> Say each word in a sentence.	Sort each word by its hard or soft sound. <hr/> Say trap and cart without the /t/.	Mark the errors in the sentence. <hr/> Rewrite the sentences correctly.
Week 4 Read every day! <div>Parent Initial</div>	Add detail to the picture. <hr/> Write a story about your picture.	Find the sight words in the word search. <hr/> Say 3 words that rhyme with rain and belt.	Fill in the numbers in each pattern. <hr/> Make a pattern with objects in your home.	Write 3 words for each word family. <hr/> Number your words in alphabetical order.

Monday {Week 1}

Match each picture to its name.



blocks

shark

cloud

skunk

broom

Tuesday {Week 1}

Watch a movie and describe the setting and characters.

Movie Title: _____

Setting

Characters

Wednesday {Week 1}

Write each sight word in a sentence.

Word
Bank

.....

there

all

will

she

had

over

1.

2.

3.

4.

5.

6.

Thursday {Week 1}

Write the numbers in the correct column.

13 21

34 50

4 43

9 5

11 21

62 56

Odd

.....

Even

.....

Monday {Week 2}

Write the homophones in the correct sentence.

Word Bank

.....


ate
sea
by
see
eight
buy

1. Did you ___ the new car?
2. He ___ the whole pizza!
3. The shark is in the ___.
4. I put it ___ my backpack.
5. There are _____ crayons.
6. She can ___ the doctor now.


Tuesday {Week 2}

Draw the correct time on the analog clock.


3:00




5:30



10:00



11:30



Wednesday {Week 2} Find the sight words in a magazine, newspaper, etc.

Glue here...


Word
Bank


.....

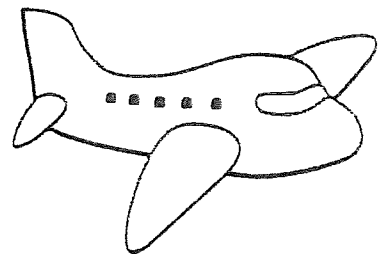
have
play
for
what
open
his


Thursday {Week 2}

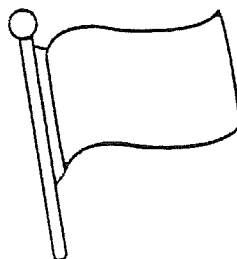
Write the sounds you hear in each picture.














Monday {Week 3}

Complete the addition problems.

$$\begin{array}{r} 15 \\ + 4 \\ \hline \end{array}$$
$$\begin{array}{r} 10 \\ + 7 \\ \hline \end{array}$$
$$\begin{array}{r} 6 \\ + 3 \\ \hline \end{array}$$
$$\begin{array}{r} 2 \\ + 11 \\ \hline \end{array}$$
$$\begin{array}{r} 8 \\ + 2 \\ \hline \end{array}$$

$$\begin{array}{r} 4 \\ + 12 \\ \hline \end{array}$$
$$\begin{array}{r} 1 \\ + 7 \\ \hline \end{array}$$
$$\begin{array}{r} 13 \\ + 1 \\ \hline \end{array}$$
$$\begin{array}{r} 5 \\ + 4 \\ \hline \end{array}$$
$$\begin{array}{r} 3 \\ + 10 \\ \hline \end{array}$$

Tuesday {Week 3}

Write and read each sight word.

1. from

2. _____

3. _____

1. going

2. _____

3. _____

1. want

2. _____

3. _____

1. were

2. _____

3. _____

1. like

2. _____

3. _____

1. come

2. _____

3. _____

Wednesday {Week 3}

Sort each word by their hard or soft sound.

Word Bank

cat
gate
rice
girl
gym
face
page
cut

C = /k/

.....

g = /g/

.....

C = /s/

.....

g = /j/

.....

Thursday {Week 3}

Mark the errors in the sentences and
write the sentences correctly.

i lik to pla in the prk

.....

it is tim two goto bed.

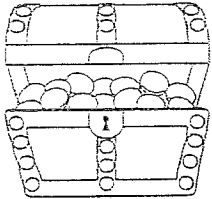
.....

can u reed the noo book?

.....

Monday {Week 4}

Add detail to the picture and
write a story about it.



Tuesday {Week 4}

Find each word in the word search.

Find: ran under were from of

t	e	u	n	d	e	r	u	i
g	o	f	i	m	w	e	r	e
r	a	r	a	n	y	e	n	m
n	g	y	i	w	f	r	o	m

Wednesday {Week 4}

Fill in the numbers in each pattern.

5, 10, __, __, 25, __, 35

2, 4, 6, __, __, __, 14, 16

3, __, 9, __, 15, 18, 21, __

Thursday {Week 4}

Write 3 words for each word family.

_orn

_ape

_eep

_ie

_oy

_ell

July Reading Log

[illegible]

August 2019




As we enter these last weeks of summer and prepare ourselves for a brand new school year, let's spend the following days prayerfully taking up the Full Armor of God so that when we come together very soon, we are ready to walk in faith knowing that God has prepared for us the path ahead. We will use His light inside of us to do all things to His glory in this new school year.

Use these last pages as you read daily God's Word to help ready yourself for our Bible studies and all the wonderful things God will bless us with in the coming school year.

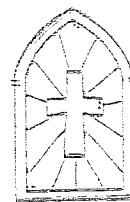
Your second grade teachers are praying for you and are ready to see you!

With love and blessings,
Your Second Grade Teachers

... AND TAKE THE SWORD OF THE SPIRIT, WHICH IS THE WORD OF GOD. EPHESIANS 6:17



Sword of the Spirit



Use your Bible to look up each verse, and write it in the space below.
Try to figure out how they are all connected!

COLOSSIANS 4:2

MARK 11:24


1 THESSALONIANS 5:17

How are all three verses connected?

Read and Unscramble

²² But the Holy Spirit produces this kind
of fruit in our lives: love, joy, peace,
patience, kindness, goodness,
faithfulness, ²³ gentleness, and self-
control. There is no law against these
things!

Galatians 5:22-23



Unscramble the words below:

niksedns

ogodssne

iproHStlyi

itfur


ceeap

lvoe

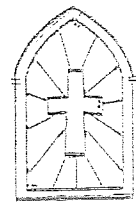
oyj

How can you help these fruits to *grow* in your life?

... AND TAKE THE SWORD OF THE SPIRIT, WHICH IS THE WORD OF GOD. EPHESIANS 6:17



Sword of the Spirit



Use your Bible to look up each verse, and write it in the space below.
Try to figure out how they are all connected!

LUKE 6:31

JOHN 15:12

PHILIPPIANS 2:4

How are all three verses connected?

Read and Unscramble

⁹ Pray like this:

Our Father in heaven,

may your name be kept holy.

¹⁰ May your Kingdom come soon.

May your will be done on earth,
as it is in heaven.


¹¹ Give us today the food we need,

¹² and forgive us our sins,

as we have forgiven those who sin against us.

¹³ And don't let us yield to temptation,
but rescue us from the evil one.

Matthew 6: 9-13



Unscramble the words below:

oingkmd

anevhe

igfnvore

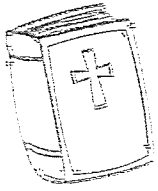
opttnmatie

uescre

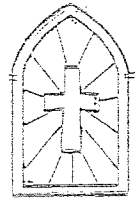
tafreh

ehwatMt

... AND TAKE THE SWORD OF THE SPIRIT, WHICH IS THE WORD OF GOD. EPHESIANS 6:17



Sword of the Spirit



Use your Bible to look up each verse, and write it in the space below.
Try to figure out how they are all connected!

MATTHEW 6:14 _____

MARK 11:25 _____


DANIEL 9:9 _____

How are all three verses connected?

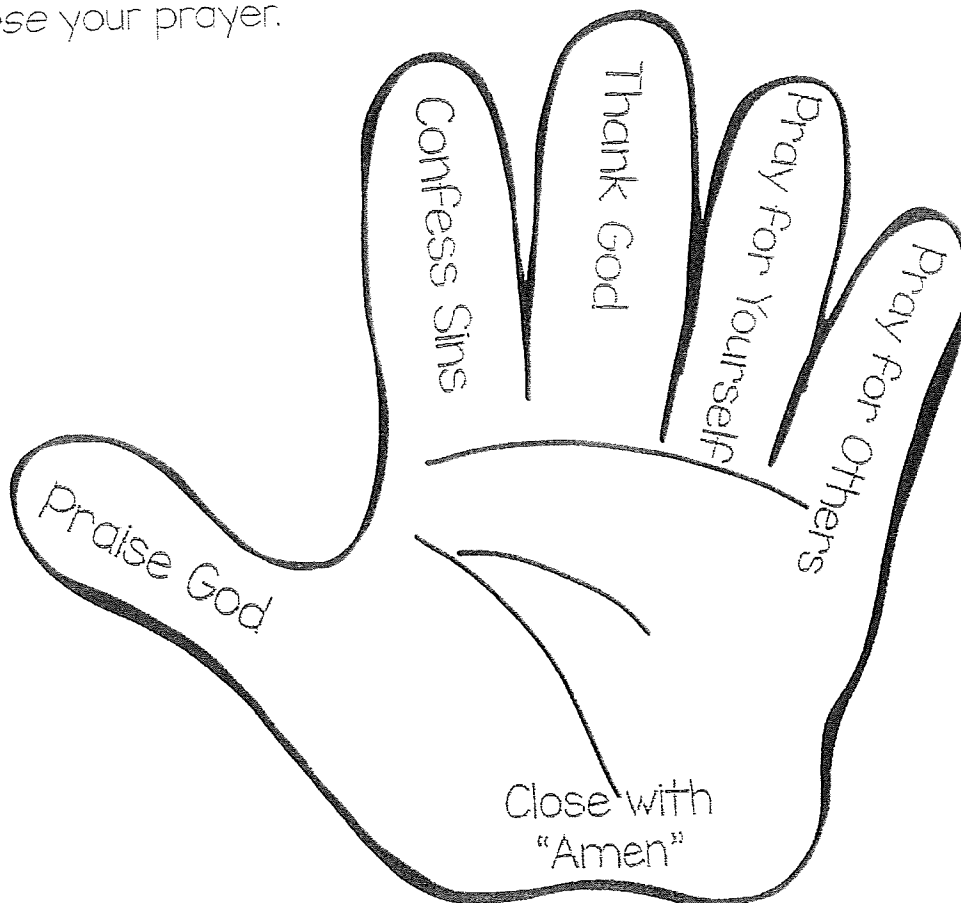
6 Don't worry about anything; instead, pray about everything. Tell God what you need, and thank him for all he has done.
Philippians 4:6



Whole-Hand Prayer



You can use your hand to help to guide a prayer. Start with your thumb, and work your way towards your pinkie finger. After you have spent time praying for each thing, tuck that finger down until all fingers have been tucked into your palm and you are ready to *close* your prayer.




Whole-Hand Prayer

“Don't worry about anything;
instead, pray about everything. Tell
God what you need, and thank him
for all he has done.”
Philippians 4:6


Dear God,

Amen



ABC Order

Put the names of Jesus and the twelve disciples in alphabetical order.



ABCDEFGHIJKLMNOPQRSTUVWXYZ

Jesus

Thaddeus

John

Thomas

Peter

Phillip

James (son of Alphaeus)

Andrew

Bartholomew

James (son of Zebedee)

Judas

Matthew

Simon

1

8

2

9

3

10

4

11

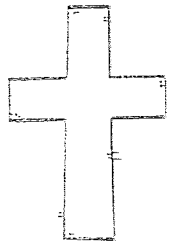
5

12


6

13

7



ABC Order



Put these New Testament books of the Bible
in alphabetical order.

ABCDEFGHIJKLMNOPQRSTUVWXYZ

Matthew

Acts

Ephesians

Timothy

Mark

Romans

Philippians

Titus

Luke

Corinthians

Colossians

Philemon

John

Galatians

Thessalonians

Hebrews

1

2

3

4

5

6

7

8

9

10

11

12

13

14

15

16

Word Search

D E S B N K E A G R E Y O Y
B I B L P S A F V Q S G H O
O N E S A E L B I B A G N J
R E S T L J A N E T V W F J
N L C A H E T C W E I A R B
A C Q E R S B O E Z O J S P
H A M R Y U H O E J R Y E L
V R E P E S C P S A V I V P
B I B J M I O N I N R A O R
T M E N F H V E G O S T L A
N O I P R A Y E R E B Y A M

JESUS
LOVE
SAVIOR

PEACE
HOPE
PRAYER

MIRACLE
BIBLE
JOY