



Dear soon to be Kindergarteners,


We are so glad you are ready for kindergarten! We are excited to have you join our classes next year!


To help you have a fun summer and keep learning, we are giving you a special project - a reading BINGO board! You will make as many BINGO's as you can. Can you fill out the whole board and get a blackout? Just have someone read a book with you or read to yourself and then mark the space. You can use crayons, markers or even stickers to cover a space. You can use your own books or take a trip to the library!

To keep your math skills strong, you can work on the math pages included in your packet. Be sure to practice writing your numbers!


Moms and Dads, you can help your student by reading with them and finding a reward or fun thing to do for each bingo. Bring your board and math papers with you to Meet the Teacher Day in August for a special prize!

Happy Summer,






My
Kindergarten
Readiness
Packet



Name: _____



| | | | | |
|---|---|--|---|---|
| <p>READ in the bathtub! (no water, just blankets and pillows)</p>  | <p>READ outside on a BLANKET</p>  | <p>READ while eating a snowcone (CAREFULLY!)</p>  | <p>READ to your pet</p>  | <p>Have a READING PARTY with friends and treats</p>  |
| <p>READ on a Sunday</p>  | <p>READ a book you LOVE again</p>  | <p>READ in a Tent</p>  | <p>READ to someone who cannot READ</p>  | <p>READ with a FLASHLIGHT</p>  |
| <p>READ a book you loved before you could READ</p>  | <p>READ FOR 15 MINUTES</p>  | <p>FREE</p>  | <p>READ on a SWING</p>  | <p>READ under the kitchen table</p>  |
| <p>READ using a SILLY VOICE</p>  | <p>READ in the CAR</p>  | <p>READ a POEM</p>  | <p>READ in your closet</p>  | <p>READ on a Thursday</p>  |
| <p>SWAP favorite books with a friend and READ</p>  | <p>READ while eating a picnic lunch</p>  | <p>READ in your bed</p>  | <p>READ at the LIBRARY</p>  | <p>READ at 6:00 p.m</p>  |


Black out 1 row:

Black out 2 rows:

Total black out:



Summer Reading



| Date | Name of Book |
|------|--------------|
| | |
| | |
| | |
| | |
| | |
| | |
| | |
| | |
| | |
| | |
| | |
| | |
| | |
| | |
| | |
| | |
| | |
| | |
| | |
| | |

Parents, we encourage you to read to your child during the summer or listen to your child read. As you are reading, ask your child to show you words they can read or letters they recognize. Your child may turn this in to the kindergarten teacher in August. Happy Reading! Kindergarten Teachers

Write your name.

Color the letters in your name.

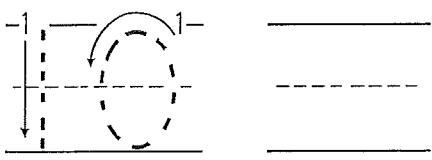
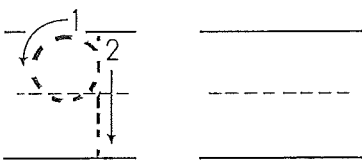
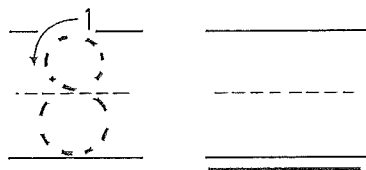
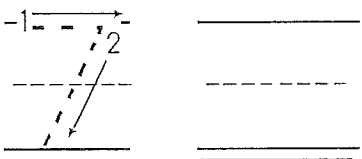
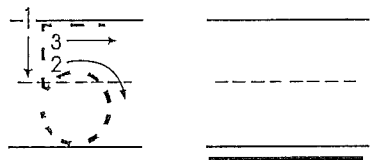
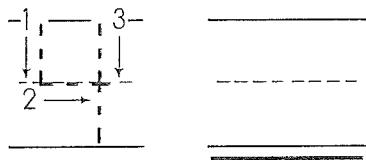
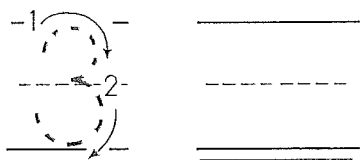
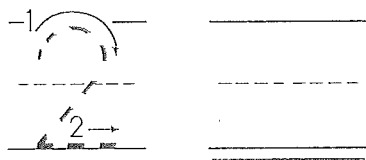
A B C D E F G

H I J K L M N

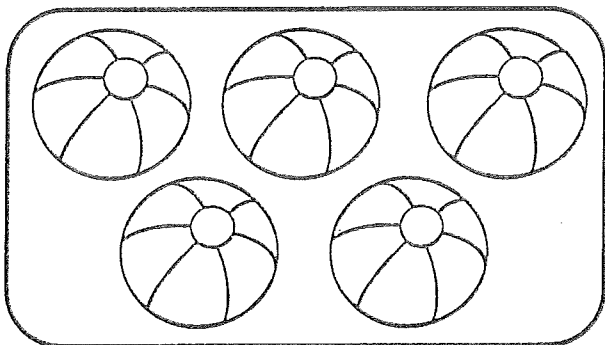
O P Q R S T U

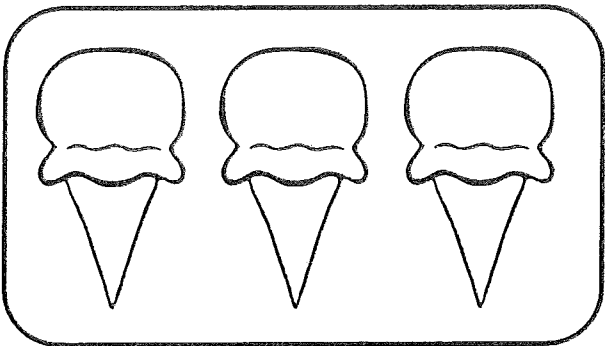
V W X Y Z


Trace and copy the numbers.




Count and write how many.

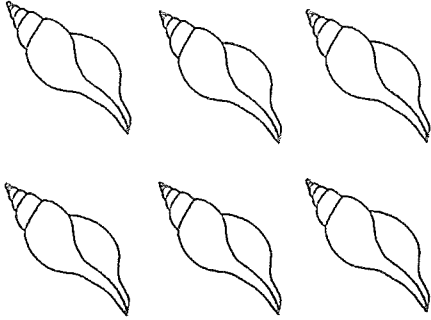









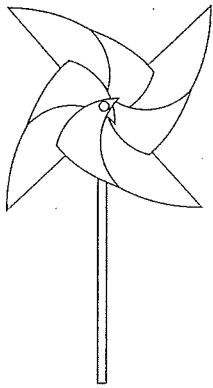
Count and color how many.



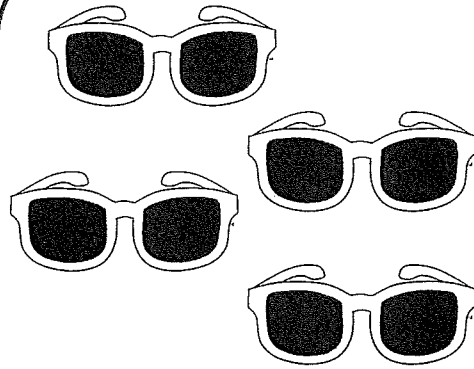
4 6 2



3 1 8





5 1 2




7 3 4

Color by number.

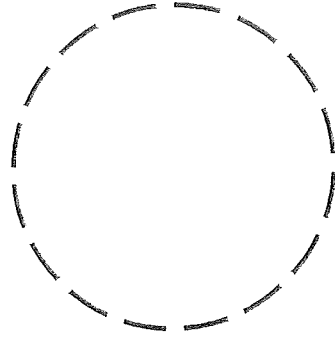
- 1-red
- 2-blue
- 3-green
- 4-yellow
- 5-brown



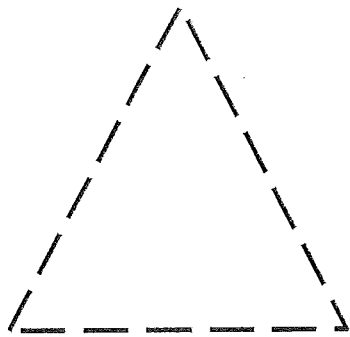
Trace the shapes.



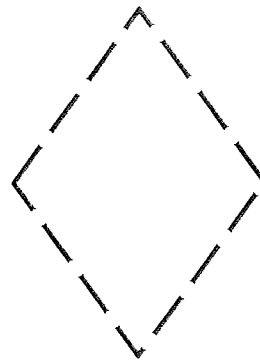
square




circle



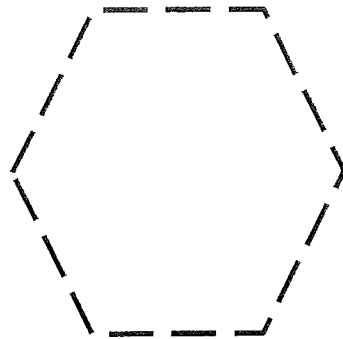
triangle



rhombus



rectangle



hexagon

Color the next picture in the pattern.

