



Dear soon to be First graders,

We are so glad you are ready for first grade! We have seen how hard you have worked this year and all the fun you have had learning many things! We are excited to have you join our classes this next year!

To help you have a fun summer and keep learning, we are giving you a special project – a reading BINGO board! We want you to see if you can make one, two, or three Bingos. Can you even fill out the whole board and get a black-out? All you need to do is have someone read a book with you (or read a book yourself) and then mark off a space on the board. You can use crayons, markers or even stickers to cover a space! You can use your own books or take a trip to the library. On the back of this paper is a list of topics that we will be studying in first grade. There is also a list of many authors of books that we enjoy. You may use this list to help you find some great books!

Moms and Dads, you can help your student by reading with them and finding a reward or fun thing to do for each Bingo. Bring your board with you to the Meet the Teacher Day in August for a special prize! Don't forget to complete the back of the board about your favorite book and fill out the reading log.

Loving learning,
First Grade Teachers



Summer Reading



<p>READ in the bathtub! (no water, just blankets and pillows)</p> 	<p>READ outside on a BLANKET</p> 	<p>READ while eating a snowcone (CAREFULLY!)</p> 	<p>READ to your pet</p> 	<p>Have a READING PARTY with friends and treats</p> 
<p>READ on a Sunday</p> 	<p>READ a book you LOVE again</p> 	<p>READ in a Tent</p> 	<p>READ to someone who cannot READ</p> 	<p>READ with a FLASHLIGHT</p> 
<p>READ a book you loved before you could READ</p> 	<p>READ FOR 15 MINUTES</p> 	<p>FREE</p> 	<p>READ on a SWING</p> 	<p>READ under the kitchen table</p> 
<p>READ using a SILLY VOICE</p> 	<p>READ in the CAR</p> 	<p>READ a POEM</p> 	<p>READ in your closet</p> 	<p>READ on a Thursday</p> 
<p>SWAP favorite books with a friend and READ</p> 	<p>READ while eating a picnic lunch</p> 	<p>READ in your bed</p> 	<p>READ at the LIBRARY</p> 	<p>READ at 6:00 p.m</p> 

Color or place a sticker over each square as you complete that square! Can you make a BINGO? Complete the back of this board about your favorite book that you read or was read to you this summer. You may draw pictures, write words or both! Bring the board with you to our Open House in Aug. for a special prize from your first grade teacher!



Draw a picture or write words to fill in the chart! ☺

Title: _____

Characters (Who is in the story?)	Setting (Where is the story?)
What was your favorite part?	



1st Grade Summer Reading List!

Topics

- * Animals
- * Magnets
- * Rocks
- * Weather
- * Plants

Favorite Authors


- * Mercer Mayer
- * James Marshall
- * Cynthia Rylant
- * Frank Asch
- * Eric Carle
- * Dr. Seuss
- * Ezra Jack Keats
- * H. A. Rey (Hans) (*Curious George*)
- * Pat Hutchins
- * R. Hoban
- * Don Freeman
- * Margaret Wise Brown
- * Audrey Wood
- * Lois Elhert
- * Arnold Lobel
- * Jan Brett

Draw 8 trees


Draw 15 stars

Draw 19 circles


Ten Partners




$$5 + \square = 10$$



$$8 + \square = 10$$




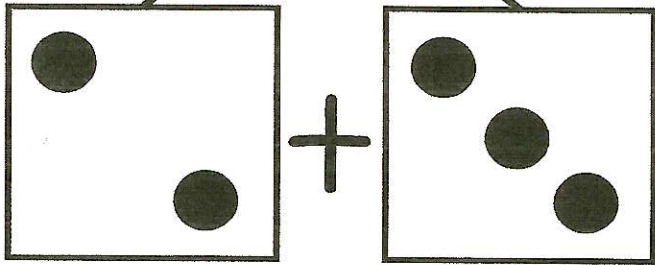



$$3 + \square = 10$$




$$6 + \square = 10$$

finish the missing part






finish the missing part


8



6




COLOR THE triangles




there are ___ triangles

COLOR THE circles



there are circles


COLOR THE squares




there are squares

finish the frames


16 =




+




13 =




+




17 =




+




15 =




+



14 =




+




finish the frames


19 =




+




12 =




+




18 =




+




11 =




+




20 =



+





ADD

$$3 + 2 = \square$$

$$7 + 1 = \square$$

$$4 + 4 = \square$$