

Welcome to 2nd Grade

Dear 2nd grader,

























While we know you are beginning your summer break, your 2nd grade teachers need you to do a few things for us while you are on summer break. Probably the most important thing we need you to do this summer is read, read, read, and then do a little math. We have created a reading bingo game for you that is super fun. Bring this packet with you the first day of school. We will have a surprise for you. We are already excited about meeting you!

Parents, summer packets are to be completed by the first day of school. Please have your child bring their completed packet on the first day of school. They will get a treat the first week of school for completion. Please know that this packet is not merely busywork. We feel very strongly that the packet is a productive use of time to help reduce the "summer slide," which we all know is real. Your child's completion of this packet helps us, the teacher, set the tone for the beginning of our year. We look forward to meeting you and your child in August.

With love and blessings,


Brook Hill 2nd grade teachers

2nd Grade Summer Reading Bingo


<p>1) Read a book by Dr. Seuss.</p> 	<p>2) Read to your favorite stuffed animal.</p> 	<p>3) Read to a friend or a sibling.</p> 	<p>4) Read in a tent or fort, inside or out.</p> 	<p>5) Read in your bed.</p>  <p>Try and stay awake!</p>
<p>6) Read from a book of poetry.</p> 	<p>7) Write a short story and read it to your family.</p> 	<p>8) Read a Non-Fiction book</p> 	<p>9) Find a joke book and read 5 jokes to your family.</p> 	<p>10) Read a Fairy Tale.</p> 
<p>11) Read while you're <u>sitting</u> on a swing,</p> 	<p>12) Read out loud using a silly voice.</p> 	<p>13)</p> <h1 style="text-align: center;">Free Read!</h1> <p style="text-align: center;">You choose.</p>	<p>14) Find a recipe, read it and then make it with a parent or sibling.</p> 	<p>15) Read some Bible stories and share your favorite.</p> 
<p>16) Read a book barefoot.</p> 	<p>17) Read a book at least 25 pages long. (It might take more than 1 day.)</p> 	<p>18) Read a book while you're sitting under a tree.</p> 	<p>19) Read an article from the newspaper.</p> 	<p>20) Read while sitting on the toilet. (HA HA)</p> 
<p>21) Read some Bible stories and share your favorite.</p> 	<p>22) Read a book just because the cover looked fun.</p> 	<p>23) Read a Realistic Fiction book.</p> 	<p>24) Read under the kitchen table.</p> 	<p>25) Read a book in your pajamas.</p> 

My Summer Reading Bingo Books

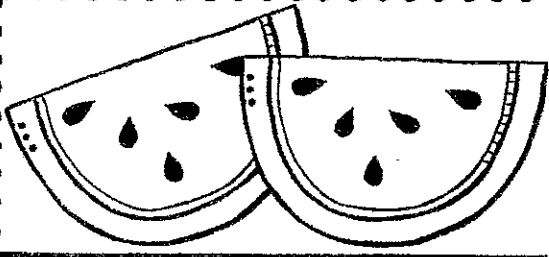
1. Title of the Dr. Suess book you read? _____
2. Title of book you read to your stuffed animal? _____
3. Title of book you read to sibling or friend? _____
4. Title of book you read in tent or fort? _____
5. Title of book you read in bed? _____
6. Title of poem you read? _____
7. Title of Short Story you read? _____
8. Title of Non-fiction book you read? _____
9. Title of joke book you read? _____
10. Title of Fairy tale you read? _____
11. Title of book you read in swing? _____
12. Title of book you read in a silly voice? _____
13. Title of your free read book? _____
14. Title of recipe you read and made? _____
15. Name of Bible Story you read and shared? _____
16. Title of book you read barefoot? _____
17. Title of the book with at least 25 pages? _____
18. Title of book you read under a tree? _____
19. Title of article you read from a newspaper? _____
20. Title of book you read while sitting on the toilet? _____
21. Name of Bible story you read and shared? _____
22. Title of book you read because you liked the cover? _____
23. Title of realistic fiction book you read? _____
24. Title of book you read while under the table? _____
25. Title of book you read while in your pajamas? _____



Write the
missing numbers



0	1	2	3	4	5	6	7	8	9
10	11		13		15		17	18	
20	21		23		25		27	28	
30	31		33		35		37	38	
40	41		43		45		47	48	
50	51		53		55		57	58	
60	61		63		65		67	68	
70	71		73		75		77	78	
80	81		83		85		87	88	
90	91		93		95		97	98	
100	101		103		105		107	108	
110	111		113		115		117	118	




ADD



$$23 + 4 = \square$$

$$47 + 3 = \square$$


$$54 + 8 = \square$$




Ten Partners



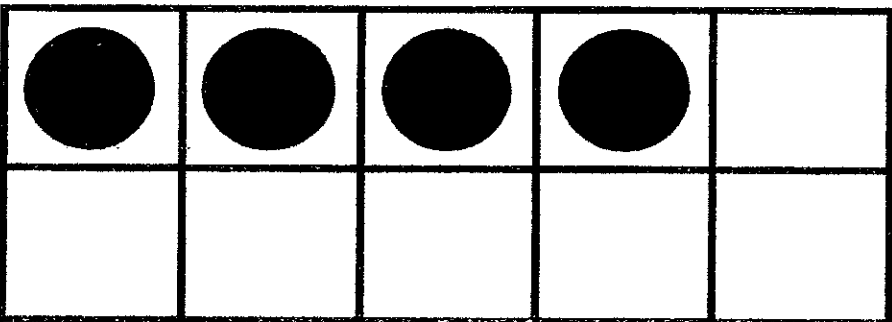
$$7 + \square = 10$$




$$2 + \square = 10$$



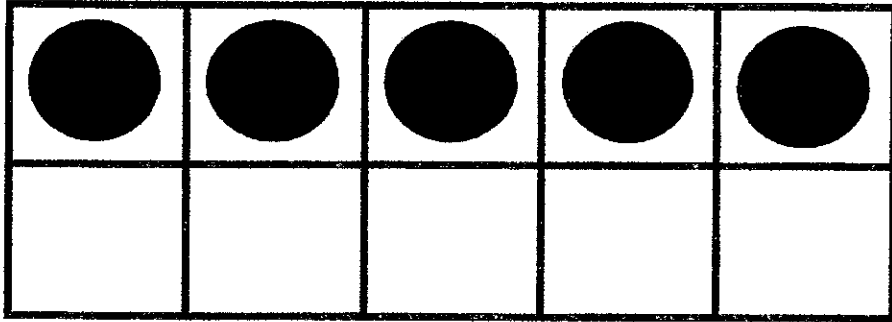

$$9 + \square = 10$$




$$4 + \square = 10$$



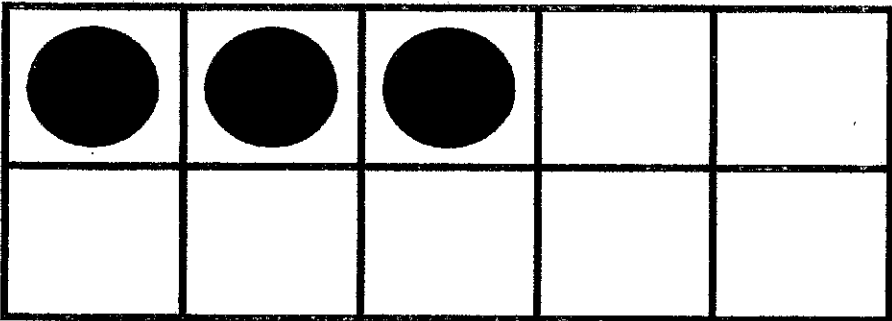
Ten Partners



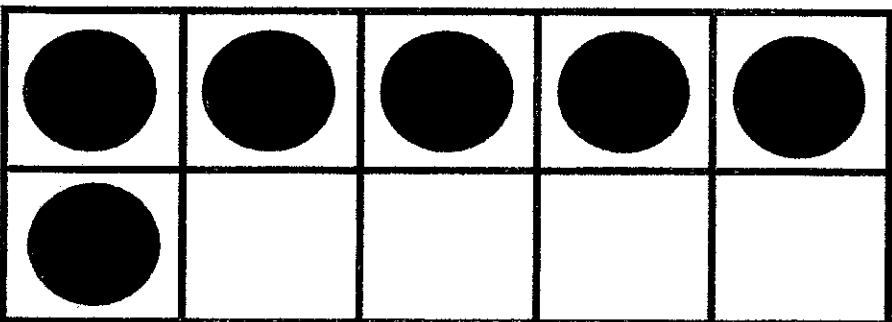
$$5 + \square = 10$$



$$8 + \square = 10$$



$$3 + \square = 10$$



$$6 + \square = 10$$

one more



29

12

33

77

18

54

46

94

15

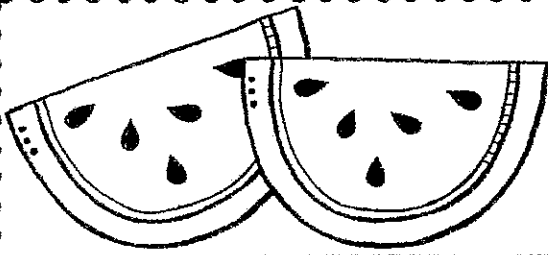
73

49

40

52

64



SUBTRACT

$$50 - 10 =$$

$$40 - 30 =$$

$$90 - 40 =$$



one less

20

12

43

99

31

15

56

34

61

73

89

60

72

88

one more



29

12

33

77

18

54

46

94

15

73

49

40

52

64

fill in the missing part

8

4

6

2






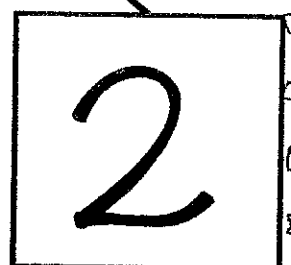

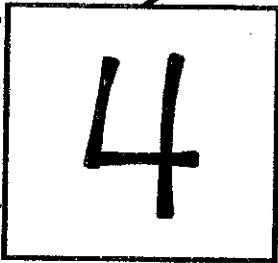


2

5

5

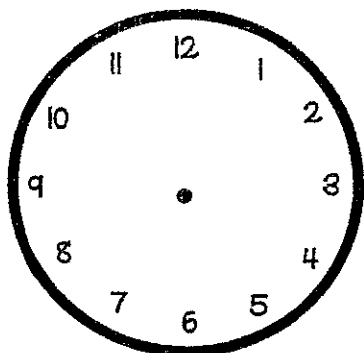
1

fill in the missing part

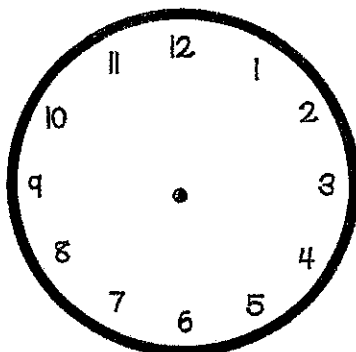


BUILD THE CLOCKS

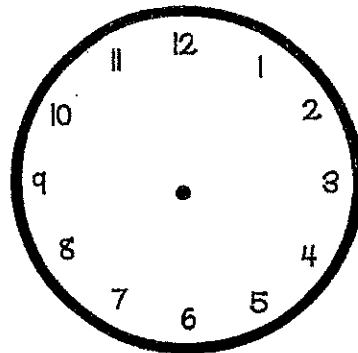
Draw arms on the clocks to show the correct time



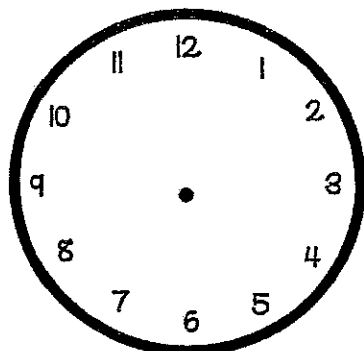
4:00



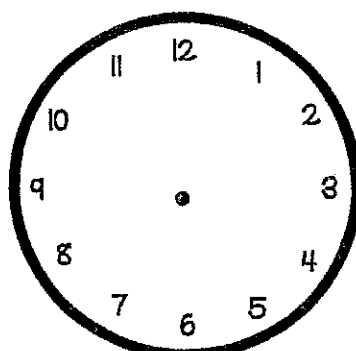
7:30



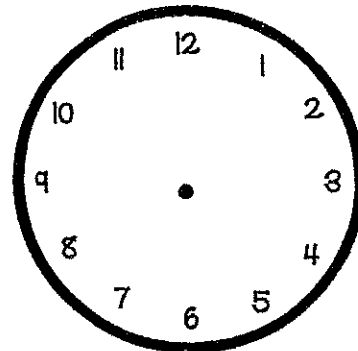
9:00



8:30



12:00

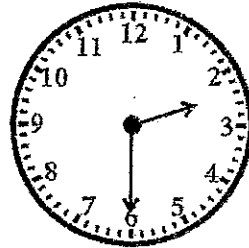


1:30


Time Match

Draw lines to connect the time with the correct clock


1:00




1:30



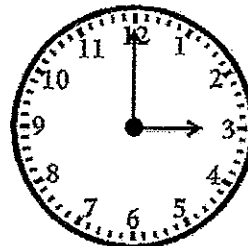
2:00



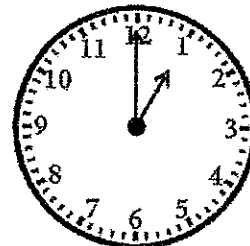
2:30



3:00



3:30



trace it

BUILD IT

break it
apart

25

how many tens?

how many ones?

29

how many tens?

how many ones?

30

how many tens?

how many ones?

34

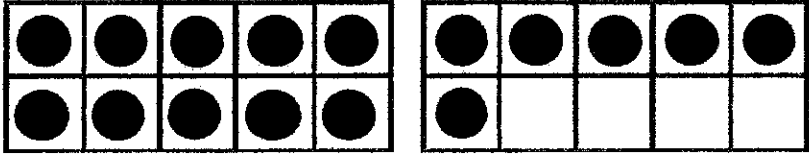
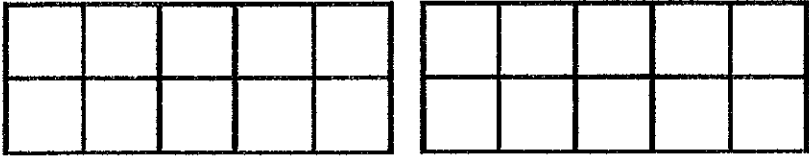



how many tens?

how many ones?

37

how many tens?

how many ones?

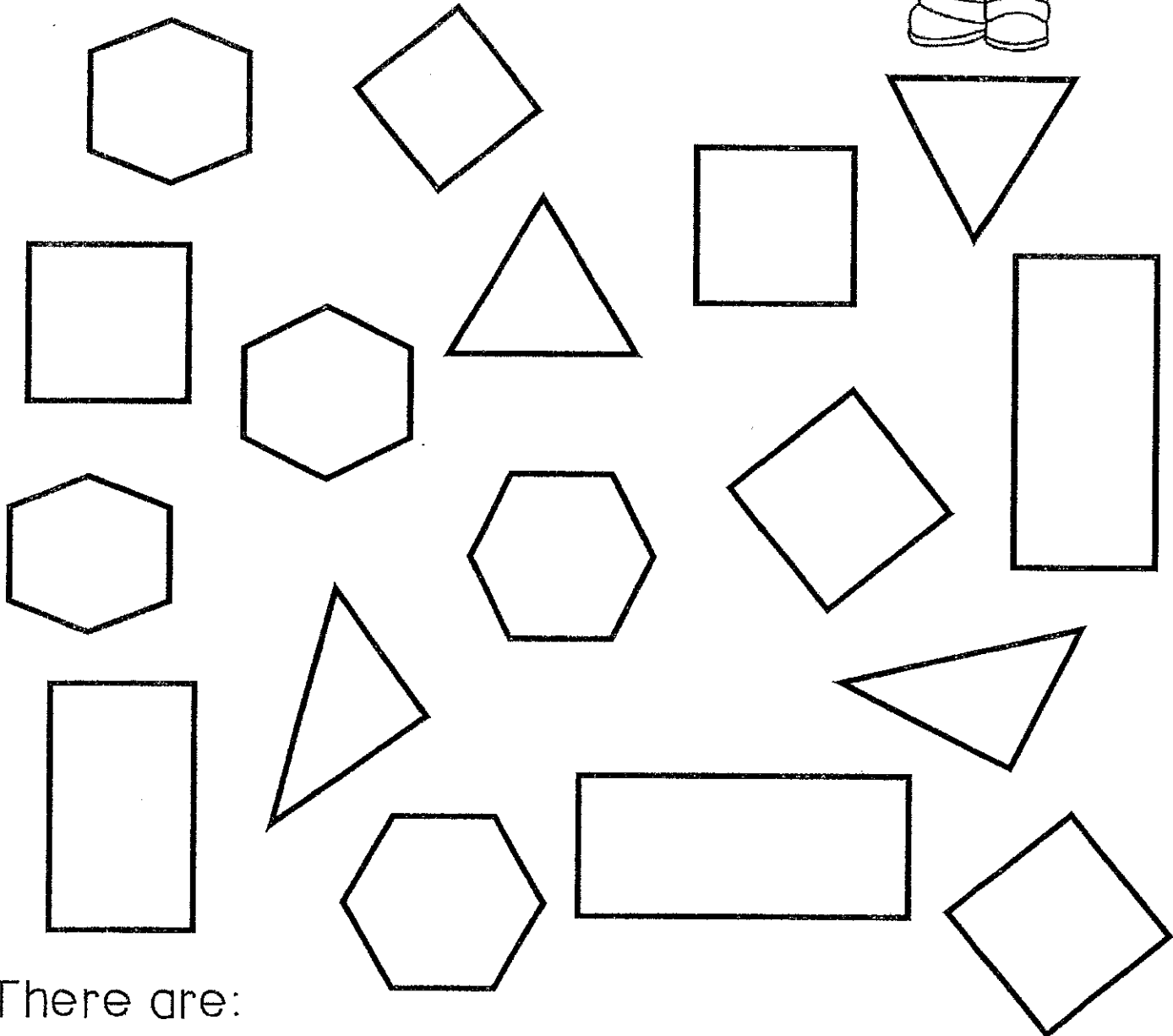

trace it	BUILD IT	break it apart
16		<p>how many tens? <u>1</u></p> <p>how many ones? <u>6</u></p>
13		<p>how many tens? <u> </u></p> <p>how many ones? <u> </u></p>
15		<p>how many tens? <u> </u></p> <p>how many ones? <u> </u></p>
18		<p>how many tens? <u> </u></p> <p>how many ones? <u> </u></p>
20		<p>how many tens? <u> </u></p> <p>how many ones? <u> </u></p>

Color the triangles blue

Color the squares red

Color the hexagons green

Color the rectangles yellow




There are:

_____ triangles

_____ hexagons

_____ squares





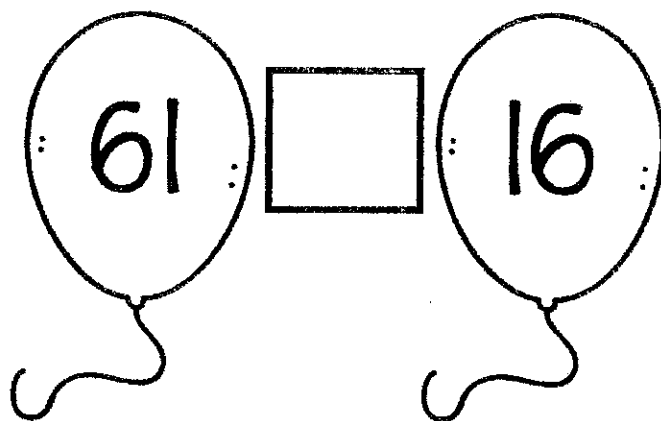

_____ rectangles



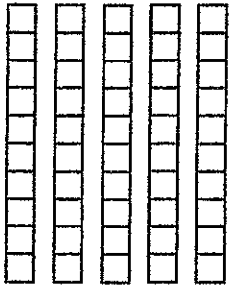
Greater than, Less than, or Equal?

Use symbols to fill in the squares

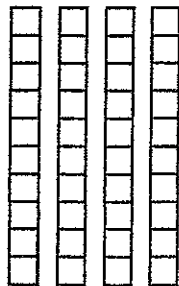
$>$ $<$ $=$




HOW MUCH?



+



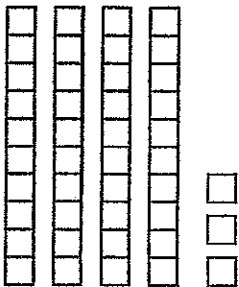
=



+



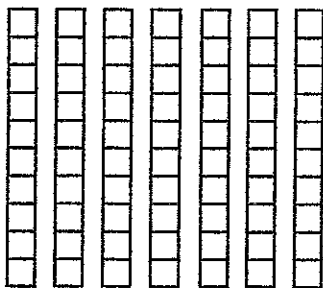
=



+



=



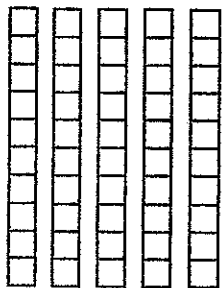
+



=



+



+



=

Fill in the blanks to make
each equation true



$$5 - 1 = \underline{\quad} + \underline{\quad}$$

$$10 = \underline{\quad} - \underline{\quad}$$

$$7 - 2 = \underline{\quad} + \underline{\quad}$$

$$9 = \underline{\quad} - \underline{\quad}$$

$$6 - 0 = \underline{\quad} + \underline{\quad}$$

$$8 = \underline{\quad} - \underline{\quad}$$

$$8 - 2 = \underline{\quad} + \underline{\quad}$$

$$7 = \underline{\quad} - \underline{\quad}$$

$$9 - 1 = \underline{\quad} + \underline{\quad}$$

$$6 = \underline{\quad} - \underline{\quad}$$

Fill in the blanks to make
each equation true



$$3 = \underline{\quad} + \underline{\quad}$$

$$4 = \underline{\quad} + \underline{\quad}$$

$$5 = \underline{\quad} + \underline{\quad}$$

$$6 = \underline{\quad} + \underline{\quad}$$

$$7 = \underline{\quad} + \underline{\quad}$$


$$8 = \underline{\quad} + \underline{\quad}$$

$$9 = \underline{\quad} + \underline{\quad}$$

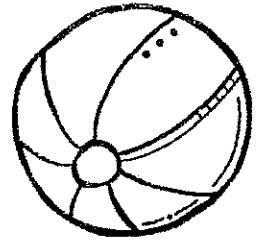
$$10 = \underline{\quad} + \underline{\quad}$$

$$3+4 = \underline{\quad} + \underline{\quad}$$

$$4+1 = \underline{\quad} + \underline{\quad}$$



Summer Word Problems



Jill found 9 seashells on the beach and her friend Allie found 6. How many did they find together?

Answer:

Jack has 13 popsicles in his freezer. If 8 of them are blue and the rest are green, how many are green?

Answer:

Emma picked 17 strawberries. Then her little brother ate 5 of them. How many strawberries does Emma have left?

Answer: